

# Overview - Public Entities Quarterly Reporting

Approved receipts  
152.6 27.1%

Approved spending  
152.6 41.5%

Surplus/(deficit)  
0.0

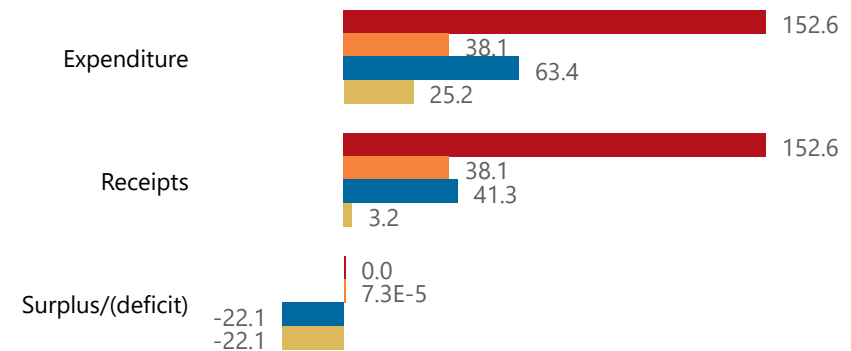
- ☐ R billion
- ☒ R million
- ☐ R thousand




**national treasury**  
Department:  
National Treasury  
REPUBLIC OF SOUTH AFRICA

## Consolidation

Approved Forecast YTD Variance



## Composition of receipts



## Quarter

1

## Cluster

All

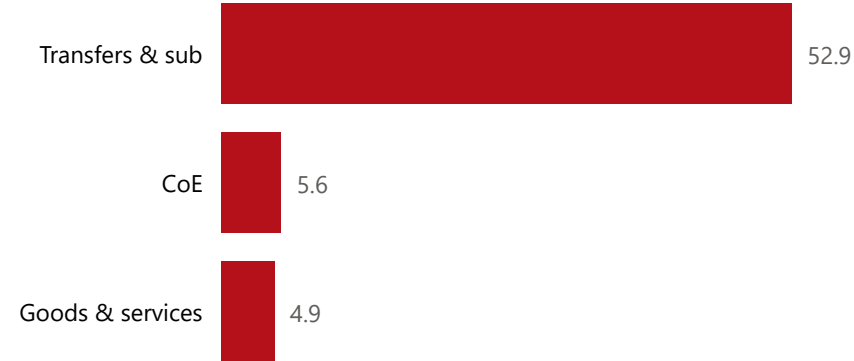
## Department

Sport, Arts and Culture

## Entity

National Film and Video Foundation

## Composition of spending



## Functional grouping



## Spending by PFMA schedule

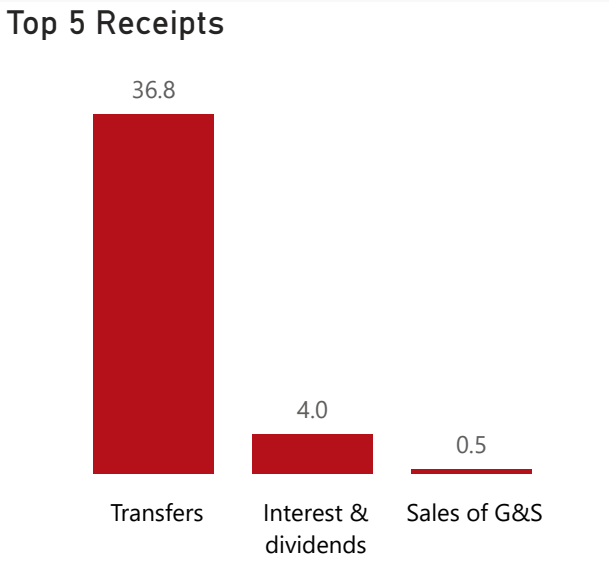
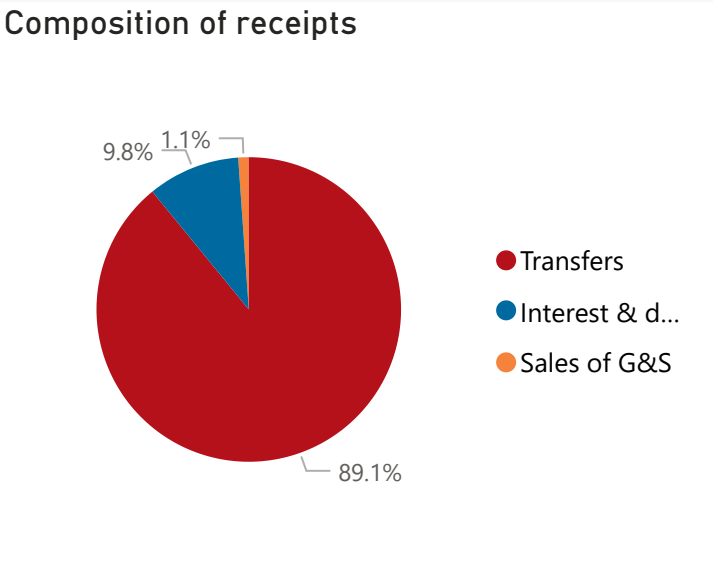
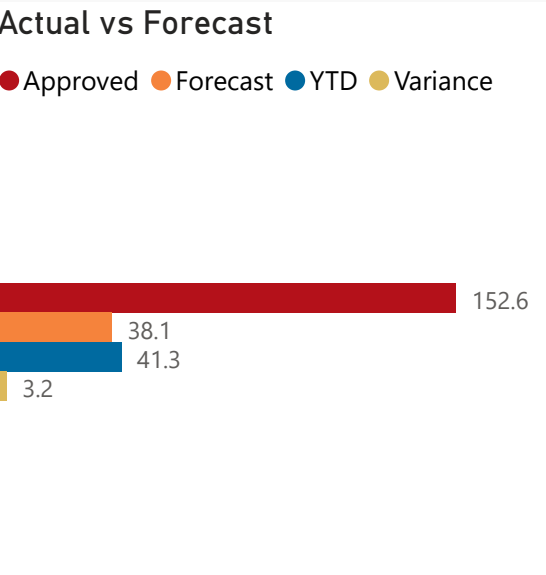


# Public Entities Receipts

Approved sales of G&S  
(Blank) 0.0%

Approved transfers  
147.2 25.0%

- ☐ R billion
- ☒ R million
- ☐ R thousand

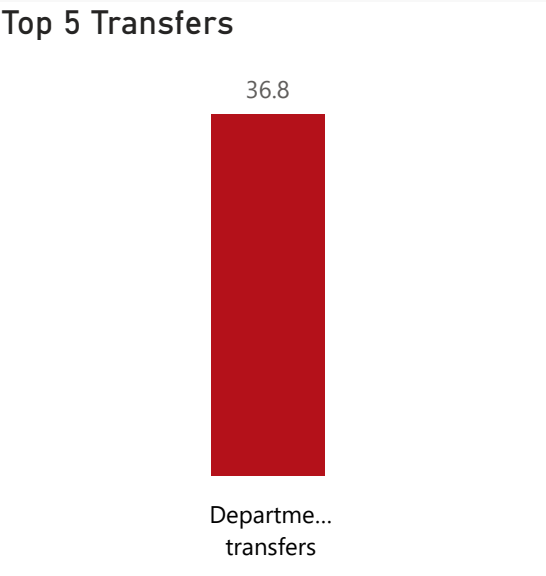


Quarter  
1

Cluster  
All

Department  
Sport, Arts and Culture

Entity  
National Film and Video Foundation



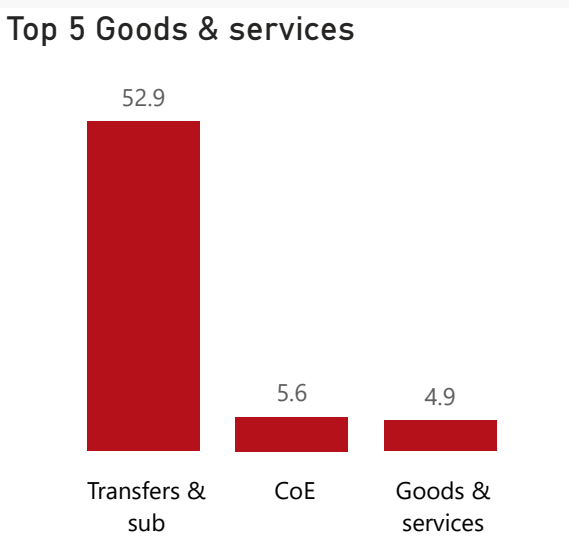
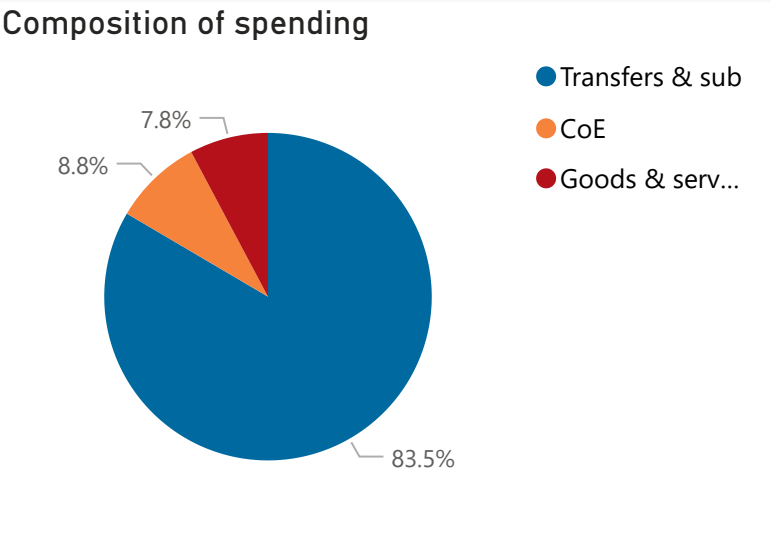
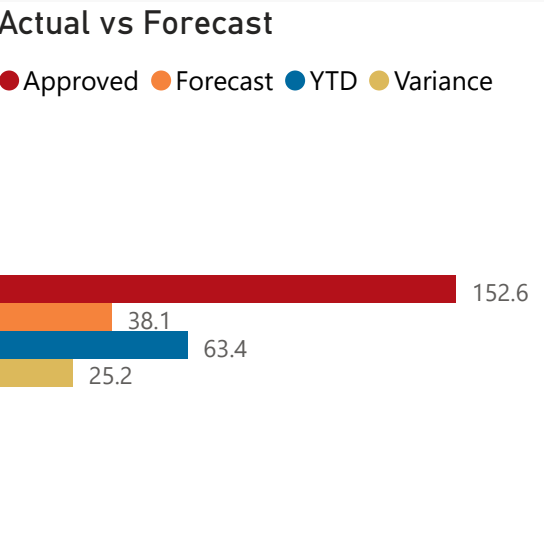
### Receipts

Level 3	Approved	YTD	% YTD
+ Transfers	147.2	36.8	89.1%
+ Interest & dividends	5.4	4.0	9.8%
+ Sales of G&S		0.5	1.1%
Total	152.6	41.3	100.0%



# Public Entities Spending

Approved CoE	Approved G&S	Approved transfers
36.315.3%	1.9257.6%	305.127.1%



## Capital assets

Spending			
Level 3	Approved	YTD	% YTD
⊕ Transfers & sub	114.3	52.9	83.5%
⊕ CoE	36.3	5.6	8.8%
⊕ Goods & services	1.9	4.9	7.8%
Total	152.6	63.4	100.0%



○ R billion  
● R million  
○ R thousand

Quarter

1

Cluster

All

Department

Sport, Arts and Culture

Entity

National Film and Video Foundation